

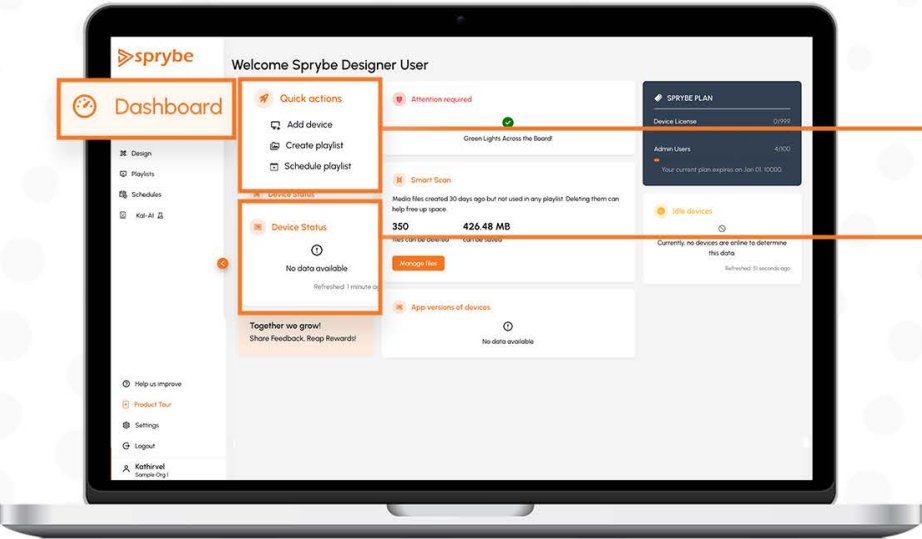


Web Portal User Manual



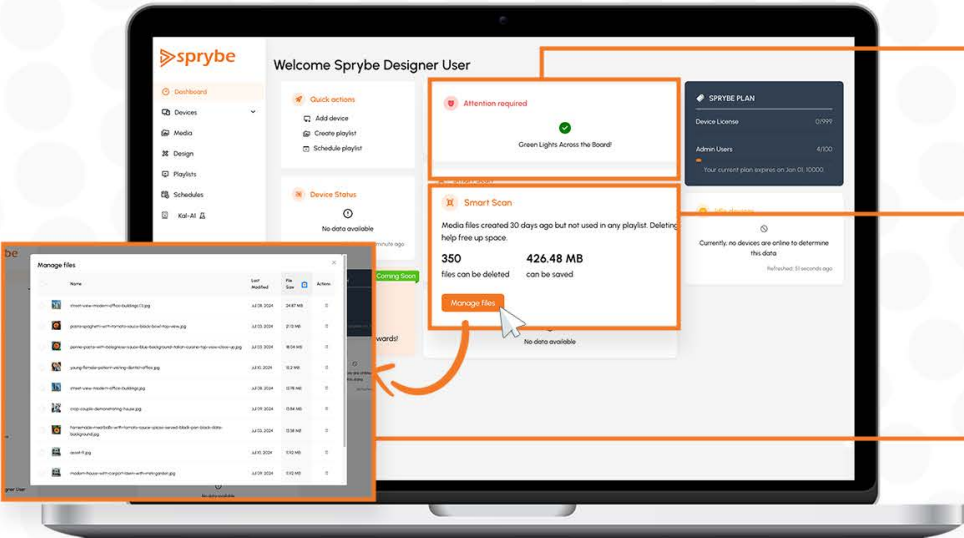
Dashboard

Accessing Dashboard



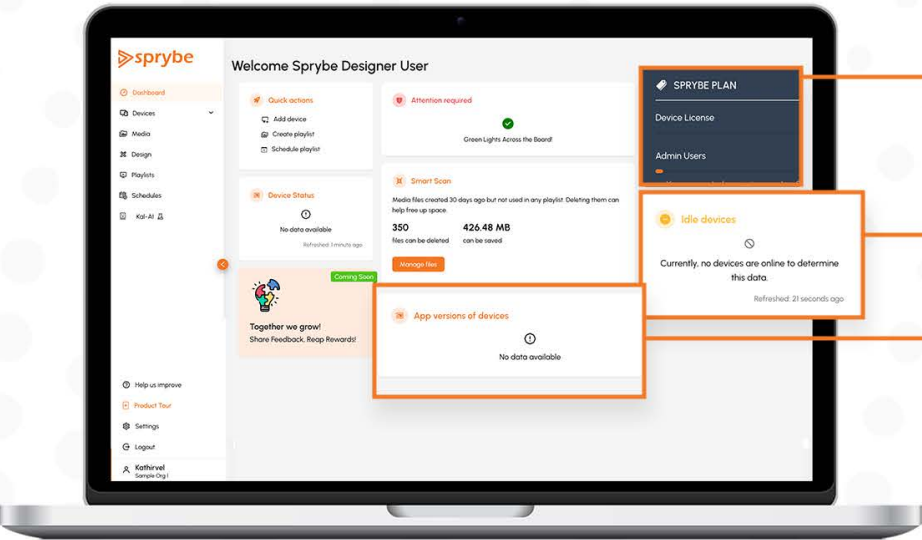
- Navigate to the "Dashboard" section of Sprybe web portal.
- Quick actions are useful for directly navigating to the Add Device, Create, and Schedule Playlist options
- Device Status displays the status of all paired devices within the organization.

Attention Required and Smart Scan



- Attention Required displays a list of items that need to be addressed due to their vulnerability.
- Smart Scan removes media files created over 30 days ago that haven't been used in any playlist, helping to free up space through this deletion process.
- By clicking Manage Files, you can access and delete unwanted media files.

App Versions, Sprybe Plan and Idle Devices



- Sprybe Plan section displays the number of registered devices, the number of admin users, and the subscription details.
- The Idle Devices section lists paired devices that are currently inactive.
- App Version of devices shows the current app version running on each paired device in the organization